

Scaled data based on original data using
LM-79-08 Approved Method: Electrical and Photometric Measurements of Solid-
State Lighting Products

Test Report Prepared for
Cooper Lighting Solutions
(formerly Eaton)

Brand: McGRAW-EDISON

Report Number: P944253

Luminaire Tested: **GALN-SB9A-840-U-T1**

Issue Date: 1/21/2025

Test Information

Test Method: LM-79-08
Report Number: P944253
TEST IS SCALED FROM IESNA LM-79-08 TEST DATA (G2-2405-108-2)
Test Lab: INNOVATION CENTER
Issue Date: 1/21/2025
Manufacturer: COOPER LIGHTING SOLUTIONS (FORMERLY EATON)
Product Line: MCGRAW-EDISON
Catalog Number: GALN-SB9A-840-U-T1
Description: GALLEON AREA AND ROADWAY HIGH DENSITY LED LUMINAIRE
(9) 80 CRI, 4000K, 350mA LIGHTSQUARES WITH 26 LEDS EACH AND TYPE I OPTICS
Light Source: -
Ballast/Driver: -

Summary

Lumens per Lamp: N/A
Luminaire Lumens: 38662 lumens
Efficiency: N/A
Efficacy: 151.3 lumens/watt
Luminous Opening: Rectangular (W 1.5' x L: 1.5' x H: 0')
IES Classification: Type I - Short
BUG Rating: B5 - U0 - G5

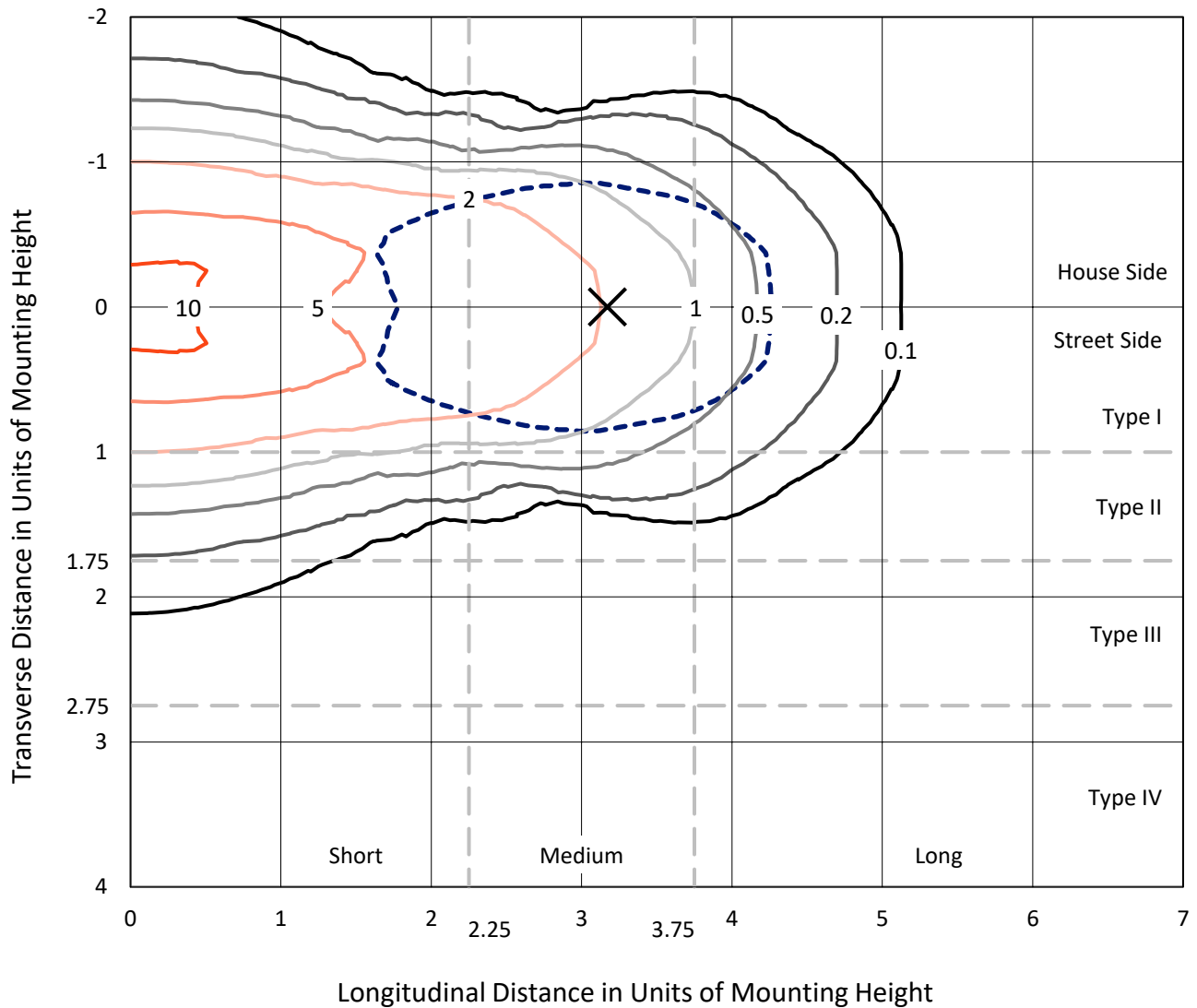
Input Watts (W): 255.5
Input Voltage (V): NR
Input Current (Ain): NR
Voltage Rise (V): NR
Power Factor: NR
Total Harmonic Distortion (THDi): NR
Frequency (hertz): 60
Stabilization Time: NR
Operation Time: NR
Ambient Temperature (°C): NR
Test Distance: 24 FT



REPORT NUMBER: P944253
 CATALOG NUMBER: GALN-SB9A-840-U-T1

Iso-Footcandle Lines of Horizontal Illumination

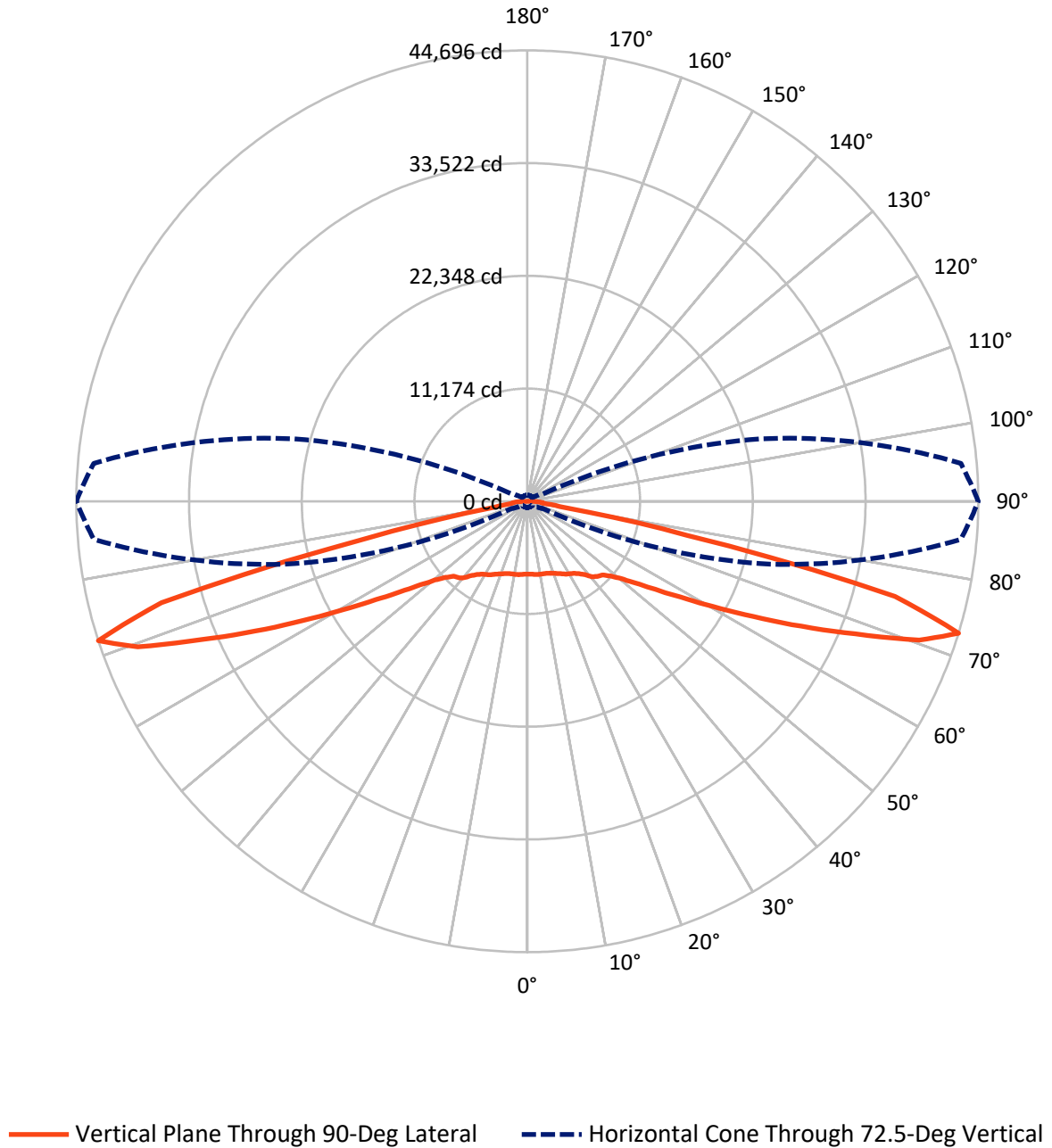
✕ Max cd
 - - - 1/2 Max cd



Based on 25 foot mounting height. Maximum calculated value = 11.6 fc
 Type I - Short - N/A

REPORT NUMBER: P944253
CATALOG NUMBER: GALN-SB9A-840-U-T1

Luminous Intensity Polar Plot



REPORT NUMBER: P944253
 CATALOG NUMBER: GALN-SB9A-840-U-T1

FLUX DISTRIBUTION:

		Downward	Upward	Total
House Side	Lumens	19331.0	0.0	19331.0
	% Fixture	50.0	0.0	50.0
Street Side	Lumens	19331.0	0.0	19331.0
	% Fixture	50.0	0.0	50.0
Total	Lumens	38662.0	0.0	38662.0
	% Fixture	100.0	0.0	100.0

Coefficient of Utilization

ZONAL LUMENS:

Zone	Lumens	% Fixture
0°-10°	700.5	1.8
10°-20°	2141.8	5.5
20°-30°	3571.3	9.2
30°-40°	4911.7	12.7
40°-50°	5998.5	15.5
50°-60°	6937.9	17.9
60°-70°	8272.3	21.4
70°-80°	5773.5	14.9
80°-90°	354.6	0.9
90°-100°	0.0	0.0
100°-110°	0.0	0.0
110°-120°	0.0	0.0
120°-130°	0.0	0.0
130°-140°	0.0	0.0
140°-150°	0.0	0.0
150°-160°	0.0	0.0
160°-170°	0.0	0.0
170°-180°	0.0	0.0
0°-90°	38662.0	100.0
0°-180°	38662.0	100.0

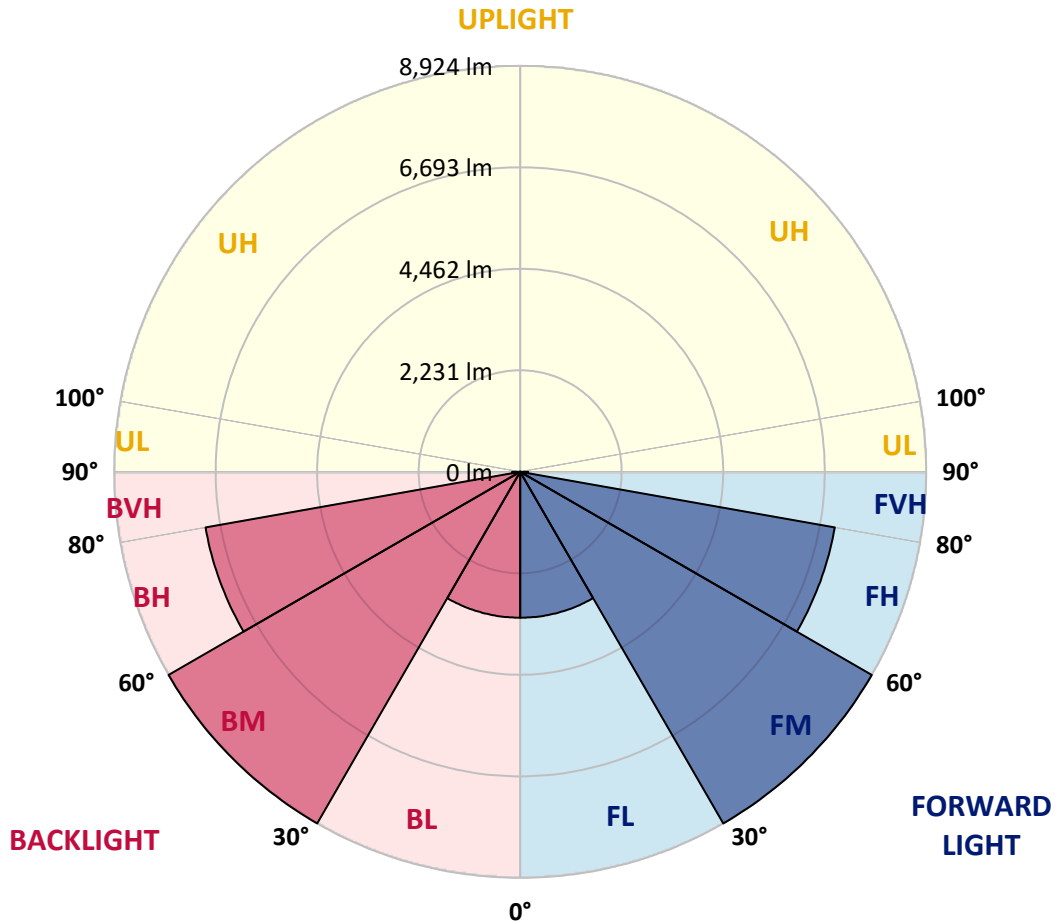


REPORT NUMBER: P944253
 CATALOG NUMBER: GALN-SB9A-840-U-T1

LUMINAIRE CLASSIFICATION SYSTEM LUMEN TABLE AND BUG RATING:

Zone	Lumens	% Fixture	Zone Rating/Lumen Limit		
			B	U	G
FL (0°-30°)	3206.8	8.3			
FM (30°-60°)	8924.0	23.1			
FH (60°-80°)	7022.9	18.2			G3/7500
FVH (80°-90°)	177.3	0.5			G2/225
BL (0°-30°)	3206.8	8.3	B4/5000		
BM (30°-60°)	8924.0	23.1	B5		
BH (60°-80°)	7022.9	18.2	B5		G5
BVH (80°-90°)	177.3	0.5			G2/225
UL (90°-100°)	0.0	0.0		U0/0	
UH (100°-180°)	0.0	0.0		U0/0	

BUG Rating: B5-U0-G5
 Type I Short



REPORT NUMBER: P944253
 CATALOG NUMBER: GALN-SB9A-840-U-T1

CANDELA DISTRIBUTION (FULL):

	0°	5°	15°	25°	35°	45°	55°	65°	75°	85°
0°	7224.4	7224.4	7224.4	7224.4	7224.4	7224.4	7224.4	7224.4	7224.4	7224.4
2.5°	7230.6	7238.8	7238.8	7232.6	7247.0	7234.7	7234.7	7228.5	7234.7	7228.5
5°	7267.6	7277.8	7281.9	7279.9	7298.4	7288.1	7288.1	7279.9	7281.9	7275.8
7.5°	7337.4	7351.8	7360.0	7370.3	7397.0	7384.7	7376.5	7351.8	7341.5	7325.1
10°	7360.0	7376.5	7403.2	7456.6	7518.2	7520.3	7495.6	7434.0	7386.7	7349.7
12.5°	7290.2	7312.8	7368.2	7477.1	7614.8	7670.3	7631.2	7528.5	7436.0	7370.3
15°	7201.8	7226.5	7310.7	7475.1	7678.5	7807.9	7803.8	7668.2	7520.3	7417.5
17.5°	7064.1	7088.8	7210.0	7440.1	7727.8	7941.5	7999.0	7859.3	7651.8	7514.1
20°	6815.5	6838.1	7006.6	7329.2	7744.2	8083.3	8233.3	8110.0	7851.1	7664.1
22.5°	6492.9	6527.9	6725.1	7138.1	7705.2	8231.2	8500.4	8416.1	8083.3	7824.4
25°	6147.7	6184.7	6414.8	6903.9	7604.5	8338.1	8816.8	8763.4	8346.3	8023.7
27.5°	5849.8	5888.8	6139.5	6671.7	7448.4	8379.2	9129.1	9155.8	8664.8	8243.5
30°	5615.6	5652.5	5919.7	6484.7	7247.0	8338.1	9402.4	9587.3	8989.4	8434.6
32.5°	5358.7	5406.0	5687.5	6256.6	7008.7	8239.4	9640.8	10053.8	9365.4	8640.1
35°	5034.1	5077.2	5373.1	5944.3	6696.3	8081.2	9840.1	10571.5	9903.8	8952.4
37.5°	4639.6	4680.7	4974.5	5553.9	6386.1	7859.3	9992.1	11155.1	10544.8	9402.4
40°	4243.0	4282.0	4557.4	5118.3	6014.2	7575.8	10045.5	11726.3	11280.4	10020.9
42.5°	3879.3	3914.2	4167.0	4688.9	5597.1	7214.1	9975.7	12223.5	11940.0	10452.4
45°	3544.4	3575.2	3799.2	4286.2	5163.5	6774.4	9766.1	12757.8	12724.9	10760.6
47.5°	3162.2	3193.0	3425.2	3895.8	4730.0	6258.7	9410.6	13283.8	13816.0	11459.2
50°	2695.8	2722.5	2960.9	3445.8	4280.0	5710.1	8917.5	13696.8	15192.6	12517.4
52.5°	2143.1	2171.8	2404.0	2888.9	3745.8	5120.4	8268.2	13965.9	16783.0	14062.5
55°	1594.5	1615.0	1816.4	2252.0	3084.1	4448.5	7454.5	14042.0	18587.0	16174.8
57.5°	1156.8	1169.1	1298.6	1623.2	2338.3	3608.1	6466.2	13844.7	20734.2	18882.9
60°	937.0	941.1	980.1	1123.9	1625.3	2658.8	5272.4	13166.7	23064.3	22373.9
62.5°	850.7	850.7	860.9	900.0	1099.3	1754.7	3827.9	11761.2	25562.8	26785.4
65°	791.1	791.1	795.2	813.7	867.1	1117.8	2416.4	9472.3	27668.9	31953.0
67.5°	737.6	739.7	737.6	743.8	774.6	826.0	1401.3	6542.2	28803.1	37307.6
70°	682.2	686.3	676.0	676.0	700.7	702.7	877.4	3587.5	27862.0	41795.1
72.5°	616.4	622.6	606.1	602.0	620.5	612.3	659.6	1721.9	23921.1	43134.8
75°	558.9	567.1	530.1	519.8	519.8	513.7	536.3	883.5	15525.5	35187.1
77.5°	507.5	524.0	464.4	431.5	423.3	404.8	437.7	540.4	6790.9	16520.0
80°	419.2	441.8	382.2	343.1	328.8	308.2	345.2	378.1	2019.8	3836.2
82.5°	312.3	322.6	271.2	244.5	232.2	217.8	258.9	263.0	657.5	1358.2
85°	199.3	203.4	166.4	143.8	137.7	131.5	164.4	143.8	250.7	998.6
87.5°	69.9	80.1	63.7	57.5	61.6	51.4	76.0	43.1	69.9	704.8
90°	0.0	0.0	0.0	0.0	0.0	0.0	0.0	0.0	0.0	0.0

(END C

90°

7224.4
7228.5
7275.8
7325.1
7343.6
7360.0
7401.1
7491.5
7629.2
7777.1
7957.9
8173.7
8334.0
8512.7
8810.6
9213.4
9819.5
10193.5
10411.3
11056.5
12011.9
13439.9
15396.0
17902.8
21139.0
25131.3
29861.3
35049.4
41201.3
44696.4
37636.3
16176.8
3673.8
1534.9
1450.6
873.3
0.0

OF REPORT)